



Susquenago  
**SeaChest**



Monthly Publication



December 2024

Volume 69 Issue 12

District 6

## Susquenago December Happenings

14 December 2024—Susquenago Holiday Party—Jonathan's, Endwell, NY

### On the Horizon

15 January 2024-Squadron Meeting-TBD

19 February 2024-Squadron Meeting-TBD

22 March 2025—Susquenago Change of Watch—Copper Top (TBD)


From the  
SeaChest Staff  
and Family



Peg and Mike  
Acciai

Jack and Katie  
Young

Dave and Missy  
Olds



P/D/Lt/C John Young, AP  
Editor Emeritus



Hanukkah

Christmas

Kwanzaa



# SeaChest

Published Monthly by  
Susquenago Sail & Power Squadron Inc. a unit of the United States Power Squadrons



Any article appearing in this publication must be assumed to represent the opinion of the author and is not to be considered to reflect the policy of the USPS™, District 6, or Susquenago Sail & Power Squadron unless specifically so indicated.  
All products, procedures, methods or practices described in this publication or at Squadron meetings or events are for informational purposes only and are not to be considered as accurate, recommended or endorsed by USPS™, District 6, or Susquenago Sail & Power Squadron unless specifically so indicated.  
Address communications to **The Editors, 3801 Country Club Rd. Endwell, NY 13760-2510, (607)296-3482, e-mail - acciaim@stny.rr.com.** Material for a particular issue must be received before the fifteenth day of the prior month.  
The following are registered trade marks of the United States Power Squadrons: **The Ensign; United States Power Squadrons; America's Boating Club; For Boaters by Boaters.**



**Commander**  
**Executive Officer**  
**Education Officer**  
**Adm. Officer**  
**Secretary**  
**Treasurer**  
**Executive Comm.**

Cdr Mary Kucharek, P  
P/C David Olds, AP  
D/Lt/C Leslie J. Smith, JN  
Lt/C Linda G. Rought, P  
Lt/C Christina Broderick  
P/D/C Nancy Bieber, P  
D/Lt/C Michael Acciai AP  
D/1st Lt Peg Acciai, P  
Lt Ronald Bieber, S,  
P/Lt/C Donna M. Gould

P/C Robert Gould, AP  
P/D/C William A. Herrick, JN  
Lt Robert Kucharek, P-IN  
P/Lt/C Margaret Olds, S  
P/Lt/C Anna M. Smith, P

**SeaChest**  
**Editors** D/Lt/C Michael Acciai, AP  
D/1st Lt Peg Acciai, P  
**Editor Emeritus** P/D/Lt/C John Young, AP  
**Photographer** P/C David Olds, AP

## Commander's Comments

Due to my recent surgery, our November meeting was held via Zoom and it went well. Not the best way to hold a meeting, but it worked and I am grateful to those who attended. Now we look forward to our Holiday Party to be held on 14 December at Jonathan's Restaurant in Endwell. **Please let Lt/C Linda Rought P know if you will be attending.** Our resident Trivia Master, D/Lt Nancy Bieber P, will be testing our knowledge with her sometimes difficult but fun questions.

My last article was already done before I had the chance to thank D/Lt Nancy Bieber P for the fun time we had at the Murder Mystery. Special thanks, also, to D/1st/Lt Peg P and D/Lt/C Mike Acciai AP for opening their beautiful home for the event.

As the calendar year comes to a close I want to thank the Bridge Officers and Executive Committee for their unwavering support in 2024. It is my honor and pleasure to "work" with such a great group!

My wish for all is for a very Merry Christmas, Happy Holiday and Happy, Healthy New Year!



And remember... .. *"Home is Where the Anchor Drops"*.



*Commander Mary*



January 17, 1935  
November 6, 2024



P/Lt/C  
Catherine "Katie" Young, S



May She Rest In Pease

Remembering our  
*Angel In Heaven*  
at Christmas time

The sadness never goes away  
the silent tears still flow  
you're thought of and so sadly missed  
more than you'll ever know  
But now you're with the Angels  
safe and sound in Heaven above  
we hold on to the memories  
and treasure them with love  
Yet special times like Christmas  
often make us wonder why  
God took you from this world  
it was too soon to say goodbye  
But memories are precious  
they will last a lifetime through  
we know that God has chosen you  
to be his Angel too

MSA





*Joann and John  
Rohde*



*Merry Christmas  
from  
Bob & Mary  
Kucharek*



*Bob and Donna Gould*



*Bill & Linda Herrick*

S  
E  
A  
S  
O  
N  
S  
  
G  
R  
E  
E  
T  
I  
N  
G  
S  
  
S  
U  
S  
Q  
U  
E  
N  
A  
N  
G  
O

F  
R  
O  
M  
  
T  
H  
E  
  
B  
R  
I  
D  
G  
E  
  
A  
N  
D  
  
E  
X  
E  
C  
U  
T  
I  
V  
E  
  
C  
O  
M  
M  
  
C  
H  
A  
I  
R  
S



*Frank & Chris Broderick*



*Linda Rought*



*John Parnica  
and  
Jan Strnatka*



*Mike & Peg Acciai*

*Ron & Nancy Bieler*



*Dave Daniels*

*Jack & Katie Young*

*Sue Dunlap  
Matt Schaefer*



*Justin and Jane  
Park*

*Carol Herz*

*Les & Ann Smith*



*Dave & Missy Olds*

Libations and Recipe of the Month  
by land or by sea  
Cuisine of the United States Power  
Squadrons



Reciperelish

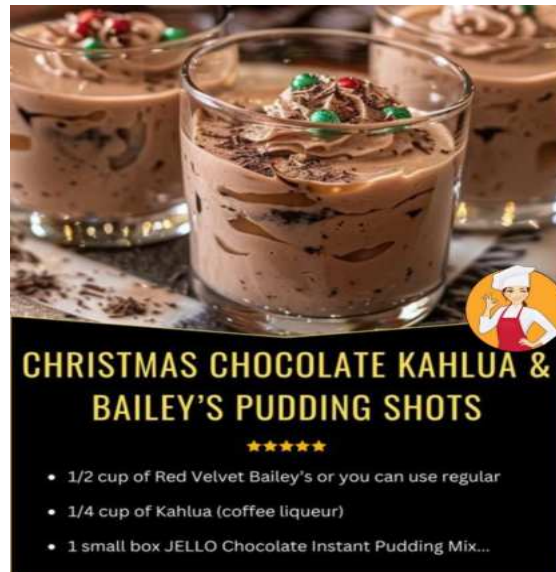
**Ingredients:**

- 2 oz (60 ml) chocolate vodka
- 1 oz (30 ml) peppermint schnapps
- 1 oz (30 ml) cream or half-and-half
- Crushed ice

- Chocolate syrup (for drizzling)
- Crushed candy canes or mint leaves (for garnish)
- Whipped cream (optional for topping)

**Instructions:**

Drizzle chocolate syrup inside a chilled martini glass to create a decorative pattern.  
In a cocktail shaker, combine chocolate vodka, peppermint schnapps, and cream. Add crushed ice and shake well until chilled.  
Strain the mixture into the prepared martini glass.  
Top with whipped cream, if desired, and sprinkle crushed candy canes or mint leaves on top for garnish.  
Serve immediately and enjoy this festive, minty treat!  
This Merry Mint Chocolate Martini is perfect for holiday gatherings and festive celebrations. Cheers!



**Ingredients:**

- 1/2 cup of Red Velvet Bailey's or you can use regular
- 1/4 cup of Kahlua (coffee liqueur)
- 1 small box JELLO Chocolate Instant Pudding Mix
- 3/4 cup Milk
- 8 oz container of Cool Whip
- Christmas Sprinkles for garnish

**How To Make :**

- 1-Whisk all ingredients together in a large bowl, except for the sprinkles. Add the cool whip a little at a time.
- 2-Fill shot cups with mixture. \*I used a tablespoon for filling.
- 3-Store in refrigerator or freezer.
- 4-Christmas Vanilla Red Velvet Pudding Shot

**Christmas Morning Wife Saver**

- |   |                                    |
|---|------------------------------------|
| 16 slices white sandwich bread, crust removed | 1/4 cup minced onion               |
| 8 slices Canadian bacon or thin sliced ham    | 1/4 cup finely chopped bell pepper |
| 8 slices sharp Cheddar cheese                 | 2 teaspoons Worcestershire sauce   |
| 6 eggs  | 3 cups whole milk                  |
| 1/2 teaspoon salt                             | Dash of Tabasco sauce              |
| 1/2 teaspoon pepper                           | 1 stick butter, melted             |
| 1/2 teaspoon dry mustard                      | Crushed cornflakes                 |

Place 8 bread slices in the bottom of a buttered 13 x 9 x 2-inch baking dish, covering bottom of dish entirely. Layer bacon, then cheese slices and top with remaining bread slices. Beat together eggs, salt and pepper. Add mustard, onion, bell pepper, Worcestershire sauce, milk and Tabasco. Pour over bread. Cover and refrigerate overnight.

Before baking, pour butter over bread and top with corn flake crumbs. Bake, uncovered, at 350 degrees 1 hour. Cool 10 minutes before serving.

**Yield: 8 servings**

Dorothea Clarke • Sebastian Inlet Sail & Power Squadron • Florida

## Safe Handling of Towlines and Ropes

Towlines and ropes are indispensable tools in the world of boating, playing crucial roles in docking, mooring, towing, and securing vessels. However, improper handling can lead to severe injuries, boat damage, or even life-threatening situations. That's why [America's Boating Club | United States Power Squadrons](#) prioritizes teaching boaters the importance of safe handling when it comes to towlines, marine ropes, and other crucial lines. Understanding proper techniques can prevent accidents and create a safer environment for everyone on the water.

### What Are Towlines and Ropes Used For?

In boating, towlines, marine ropes, and mooring ropes have distinct functions that are essential for the smooth operation of any vessel. Towlines are primarily used to tow tenders or assist other boats in distress, while boat ropes and dock lines secure the boat when docked or anchored.

Safe handling of these lines requires understanding the specific function of each rope. For example, towing lines should always be rated for the boat's weight and size to ensure they can handle the required tension. When attaching towlines, use secure knots and avoid tying them to parts of the boat that aren't reinforced for high-stress situations, such as railings or handles. Proper rope selection and knotting techniques are vital for ensuring that your boat stays secure, even in rough waters.

Regular maintenance of boat ropes is essential for ensuring long-term safety. Saltwater and sun exposure can weaken even the most durable ropes, so check them frequently for fraying, wear, or damage. Keeping your lines clean and dry when not in use extends their lifespan and reduces the chance of failure during critical maneuvers.

### How to Identify the Snap Back Zone

One of the most dangerous aspects of line handling is the "snap back zone," which is the area where a rope could potentially recoil under tension if it snaps. This zone poses a significant risk for serious injury or even death if crew members are standing in the wrong place when a rope breaks.

To avoid accidents, you should always ensure that crew members are aware of safe handling procedures and understand the risks associated with standing near high-tension lines. Stay clear of areas directly in line with a tight rope under load, as the recoil from a snapped line can occur with extreme force.

In addition to maintaining a safe distance from these areas, use the correct towline for the task at hand. Thick, braided nylon ropes are ideal for towing because of their strength and durability. For mooring ropes and dock lines, choose a material that's resistant to stretching and UV damage to avoid unexpected failures when securing the boat. Ensure that all lines are properly secured and double-checked, especially in rough conditions.

**Continued on Page 8**



Proper care of life jackets ensures they will work when needed. Plus, fresh clean life jackets are more attractive to wear and desirable for people to use while underway on your boat. Videos are available that offer an overview of the importance of wearing and caring for your life jacket. America's Boating Channel™ produced these videos to help viewers learn that it only makes sense to treat your life jacket as though your life depends on it.

Continued from page 7

## Essential Safety Tips for Handling Towlines and Ropes

When it comes to the safe handling of towlines, boat dock lines, and mooring ropes, there are several critical practices that every boater should follow. These guidelines will help ensure that both the crew and the vessel remain safe during towing, docking, and mooring operations:

1. **Avoid standing in the direct line of a rope under tension:** Standing in the path of a high-tension line is extremely dangerous. Always ensure that crew members are aware of where they should stand when handling towlines or other lines under load.
2. **Wear proper gear:** Gloves are essential when handling boat ropes, as they help prevent rope burns and allow for a stronger grip. If possible, wear non-slip, closed-toe footwear to reduce the risk of slipping when pulling lines, especially on wet decks.
3. **Inspect ropes regularly:** Before every trip, inspect your marine rope and towlines for frays, kinks, or other signs of wear. Replace any damaged ropes immediately to avoid sudden breakage while underway.
4. **Use fenders when docking:** While securing your boat with dock lines, always use fenders to protect the boat from impact with the dock. This prevents both damage to the hull and unnecessary strain on the boat dock lines.
5. **Learn essential knots:** Knots like the cleat hitch, bowline, and figure-eight are essential for securing mooring ropes and boat dock lines. These knots provide secure fastening and can easily be untied in emergency situations.

By following these safety tips, you'll ensure that your time on the water remains safe and enjoyable, no matter the conditions.

## Proper Techniques for Mooring and Docking With Lines

Mooring and docking are among the most critical times for safe handling of ropes. Using the right techniques can help prevent accidents and ensure that the boat remains securely fastened. Here are some additional tips for handling boat dock lines and mooring ropes safely:

- **Avoid over-tensioning:** While it's important to secure your vessel, over-tightening mooring ropes can lead to undue stress on the boat's fittings, especially during tidal changes. Leave enough slack in the lines to allow for natural movement caused by waves or tides.
- **Secure dock lines properly:** When docking, ensure that the boat dock lines are properly fastened using strong, reliable knots like the cleat hitch. Double-check the lines for any slack or improper attachment points before leaving the vessel.
- **Adjust for weather:** In stormy or windy conditions, adding extra lines can help distribute the load and prevent excessive wear on any one part of the boat. Regularly inspect lines for tension adjustments if the weather changes during mooring.

Proper safe handling techniques for mooring and docking will prevent unnecessary accidents and ensure that the boat remains securely anchored.








**Holiday Toons 2024**



The Year Santa Hired a Consultant



"WELL, MAYBE NEXT YEAR, YOU'LL REMEMBER THE ROPE!"






Santa Goes Digital



WELL, THIS IS AWKWARD...



HOW THE LITTLE BANJO BOY BECAME A DRUMMER



At Carmen Miranda's family gatherings



Frosty the sewman.



"I don't have to be psychic to know what's in that letter to you. They want a boat."



SUSQUENANGO SAIL & POWER SQUADRON  
C/O Michael Acciai  
3801 Country Club Road  
Endwell, NY 13760-2510