



Susquenango
SeaChest



Monthly Publication



July 2026

Volume 71 Issue 7

District 6

Susquenango Happenings

Summer Break—Next Squadron Meeting 16 Sept 2026—TBD

Editor's Note to all Susquenango Squadron Members: Susquenango Happenings is the only place in the SeaChest where members will find our meeting location, date, menu, cost per person and contact information. Any **SeaChest Supplemental** notices are informational only giving other D6 Squadrons a place to list their activities and invite other Squadrons members to attend their function.

Regards, Mike and Peg

Did You Know?



Joanne Capestro was on the 87th floor when Flight 11 hit. She descended through smoke and fear. When she reached the ground, the South Tower fell and the sky turned black. She survived. Two decades later, she found the photographer who captured her escape.

The photograph became one of the most haunting images of September 11th. Joanne Capestro, barefoot and covered in gray dust, walking away from the North Tower with her coworker. The woman in the frame looked lost, traumatized, barely comprehending what had just happened. She had made it down 87 floors while the building burned above her. Minutes after she reached the street, she was running for her life as the South Tower came down behind her.

For years, Joanne had no idea who took the photo. It circulated worldwide, a symbol of survival amid unimaginable loss. Then in 2011, she discovered the photographer was Phil Penman, a British photojournalist who had been documenting the chaos that morning. They met for the first time a decade after the attacks. The connection was instant and deeply emotional.



P/D/Lt/C John Young, AP
Editor Emeritus

In 2015, Joanne got engaged. She asked Phil to photograph her wedding. The man who had captured her on the worst day of her life would now capture one of her best. Phil later said it was one of the greatest honors of his career. The wedding photos stand in stark contrast to that September morning, but they tell the same story about Joanne. She refused to let that day define her. Joanne still lives in New York. She still works in Manhattan. The woman covered in ash chose to rebuild her life in the same city where she nearly lost it. That, perhaps more than survival itself, is the real victory.

[My History Club](#)





SeaChest

Published Monthly by
Susquenago Sail & Power Squadron Inc. a unit of the United States Power Squadrons



Any article appearing in this publication must be assumed to represent the opinion of the author and is not to be considered to reflect the policy of the USPS™, District 6, or Susquenago Sail & Power Squadron unless specifically so indicated.
All products, procedures, methods or practices described in this publication or at Squadron meetings or events are for informational purposes only and are not to be considered as accurate, recommended or endorsed by USPS™, District 6, or Susquenago Sail & Power Squadron unless specifically so indicated.
Address communications to **The Editors, 3801 Country Club Rd. Endwell, NY 13760-2510, (607)296-3482, e-mail - acciaim@stny.rr.com.** Material for a particular issue must be received before the fifteenth day of the prior month.
The following are registered trade marks of the United States Power Squadrons: **The Ensign; United States Power Squadrons; America's Boating Club; For Boaters by Boaters.**



Commander
Executive Officer
Education Officer
Adm. Officer
Secretary
Treasurer
Executive Comm.

Cdr Mary Kucharek, P
P/C David Olds, AP
P/DLt/C Leslie J. Smith, JN
Lt/C Linda G. Rought, P
D/1st Lt Peg Acciai, P
P/D/C Nancy Bieber, P
D/C Michael Acciai AP
D/1st Lt Peg Acciai, P
Lt Ronald Bieber, S,
P/Lt/C Donna M. Gould

P/C Robert Gould, AP
P/D/C William A. Herrick, N
Lt Robert Kucharek, P-IN
P/Lt/C Margaret Olds, S
P/Lt/C Anna M. Smith, P

SeaChest
Editors D/C Michael Acciai, AP
D/1st Lt Peg Acciai, P
Editor Emeritus P/D/Lt/C John Young, AP
Photographer P/C David Olds, AP

Commander's Comments

Our annual picnic held at Otsiningo Park on 17 June was a great time. The food from Spiedi & Rib Pit was delicious and following our brief meeting P/D/C Nancy Bieber P challenged us to an American history trivia contest. No prizes, just bragging rights to the winner!

Soon (4 July) we will be participating in the Town of Kirkwood 250th USA Anniversary Parade. There is no doubt that our "float" will be the contest winner. We have so many decorations it will be a shoe in! Please come out and cheer us on. We will be "floating" down Main Street in Kirkwood at 1300.

For those who might be interested, the Allan Treman Marina Day, hosted by the Coast Guard Auxiliary of Ithaca, will be held on 25 July from 11 am to 4 pm. We decided to take a break from hosting it this year.

Of course, don't forget the District 6 Rendezvous at Sylvan Beach 30 July to 2 August. Information will be coming to your email soon.

We are hoping to have our our Squadron rendezvous in September with a tour on Otsego Lake in Cooperstown followed by lunch on the shore. Watch for more details soon.

Looking forward to seeing many of you at our events soon

So until then.....



Always remember... *"Home is Where the Anchor Drops"* .



Commander Mary



Membership Involvement

Susquenango Sail and Power Squadron will have a boat float in Americas 250th Anniversary parade located in Kirkwood. Any member who would like to ride on the parade boat is welcome to meet up at Kirkwood Gardens Apartments on Main St. in Kirkwood. Meet by 12 noon on July 4th to join the line up. We all will be wearing a red, white, or blue Americas Boating Club shirt. Come and participate in the parade or watch along the route from Kirkwood Gardens Apartments to River Park in Kirkwood.

Nancy Bieber, Membership Involvement Chair

(Note, Like any good P/D/C and Squadron Officer Nancy did file a “Float Plan”.)

★ TENTATIVE ★
SCHEDULE OF EVENTS!
KIRKWOOD NY
AMERICA 250
Celebration
— 7/4/2026 —
★ VETERAN'S PARK, KIRKWOOD NY!

12:00	Shuttle Service Begins Parade Line-up (Kirkwood Gardens)
1:00	PARADE along Main Street & into park
1:45	OPENING CEREMONY – Alyssa Crosby, Roger Luther, Honor Guard etc. (Center Stage Lawn)
2:00	LET FREEDOM RING – ALL EVENTS OPEN: Food Vendors, Face Painting, DJ, Bounce Houses, Barrel Train Ride; Tractor Show, Ag Exhibit, Living History Exhibits, Art Show, Crafts for kids, etc.
2:15	Kid's Game – Potato Sack Race (Lawn area)
2:30-4:30	Carriage Rides from Kirkwood Historical Society & KHS Open House
2:30	DAR hosting Story Time (Pavilion 3)
2:45	Kid's Games – Water Balloon Toss & Bucket Brigade (Lawn)
3:00-4:00	Alyssa Crosby Concert (Gazebo) Portrayal of Mary Young Pickersgill -Flagmaker (Pavilion 3)
3:15	Pie Eating Contest for Adults & Kids (Tent stage)
3:45	Kid's Game – Colonial Hoop Relay (Lawn)
4:00	Alden's 6 th Regiment Demonstration (Upper Soccer Field)
4:30	DAR hosting Story Time (Pavilion 3)
5:00-7:00	O'Shanigan's Concert & Dancing (Tent Stage)
5:15	Kid's Game – Diaper Derby (Lawn)
6:00	DAR hosting Story Time (Pavilion 3)
7:00	Tug-of-War – Team Competition (Lawn)
7:30-9:30	Blue Velvet Big Band Concert (Center Stage Lawn) Hot Air Balloon Demonstration & Night Glow (Upper Soccer Field)
10:00	Fireworks Spectacular

★ Shuttle service will run continuously from 2:00 - 11:00 p.m. ★

Did You Know?



1961. Lysekil, Sweden.
A driver took a wrong turn.
His car landed on a submarine.
The only car-submarine crash in history.
No one was injured. Everyone was speechless.

A quiet Sunday drive in 1961. A Swedish harbor town. And a car that somehow ended up parked on a navy submarine. What happened next became the only documented car-submarine collision in all of history. This is the kind of story that makes you wonder what other impossible accidents are out there waiting to be remembered.

[My History Club](#)

The year was 1961. Lysekil was a quiet fishing harbor on Sweden's west coast, the kind of place where nothing ever happened. That changed in an instant when a local motorist lost control of his vehicle near the dock. Instead of plunging into the water, his car launched off the edge of the pier and landed directly on the deck of a moored Swedish Navy submarine.

The submarine was conducting a routine stop in Lysekil when the accident occurred. The vessel was completely stationary, its crew likely going about standard harbor duties. The impact must have been jarring, but remarkably no one aboard the submarine was hurt. The driver walked away with his life, though presumably with a story he would never stop telling.

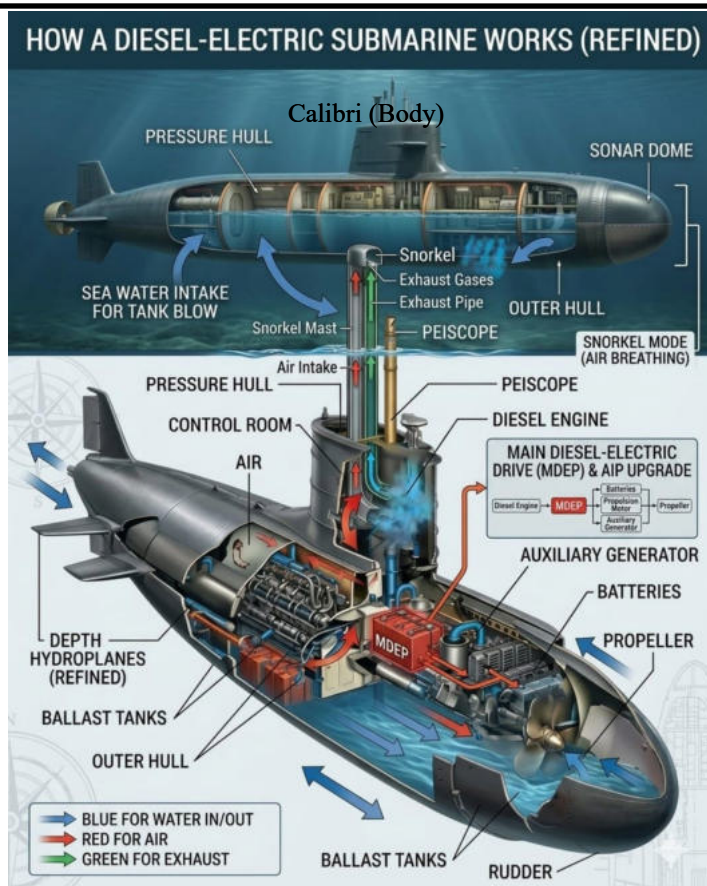
Local residents rushed to the scene to witness the absurd spectacle. A car, crumpled but intact, perched atop a naval vessel as if placed there deliberately. Photographers captured the scene, and the story spread through Swedish newspapers before quietly fading into obscurity as a bizarre footnote in both automotive and naval history.

To this day, despite over a century of cars sharing roads with submarines sharing seas, this remains the only recorded instance of the two colliding. It is a statistical impossibility made real, a reminder that the universe has a sense of humor. The people of Lysekil still remember it as the day their quiet town became the setting for a one-of-a-kind accident

A diesel submarine operates using a combination of diesel engines and electric batteries, allowing it to function both on the surface and underwater. When on the surface or at periscope depth, the submarine runs its diesel engines, which power the vessel and simultaneously charge large battery banks. These engines require air for combustion, so they cannot be used when the submarine is fully submerged. Once underwater, the submarine switches to electric motors powered by the stored battery energy, enabling it to move silently without needing oxygen, which is crucial for stealth operations.

The submarine controls its depth using ballast tanks that can be filled with water to submerge or blown with air to surface. While submerged, it relies on battery power for propulsion and onboard systems, limiting how long it can remain underwater before needing to recharge. To extend underwater endurance, many diesel submarines use a snorkel system that allows them to run diesel engines just below the surface while drawing in air. This combination of diesel power for range and electric propulsion for silent underwater movement makes diesel submarines efficient, quiet, and highly effective for patrol and coastal operations.

[Marine Wiki](#)



4th of July Recipe: Balsamico Bruschetta



Balsamico Bruschetta is a classic Italian appetizer featuring toasted bread topped with fresh tomatoes, basil, garlic, and a sweet-tangy balsamic glaze.

Ingredients

Bread: French baguette, Italian ciabatta, or focaccia, sliced ¼–½ inch thick

Tomatoes: Roma, plum, or a mix of heirloom varieties, diced and drained

Fresh Basil: Torn or chiffonade for aroma and flavor

Garlic: Minced or rubbed on toasted bread for extra bite

Balsamic Vinegar/Glaze: Sweet-tart drizzle to enhance flavor

Olive Oil: Extra virgin for brushing bread and dressing tomatoes

Optional: Parmesan or Pecorino cheese, shallots, red onion, crushed red pepper flakes, or soft cheeses like ricotta for variations

Seasoning: Salt and freshly ground black pepper

Preparation Steps

Toast the Bread: Preheat oven to 400°F. Brush slices with olive oil and toast until golden and crisp, flipping halfway through. Optionally, rub with garlic for extra flavor

Prepare Tomato Mixture: Dice tomatoes, drain excess juice, and combine with basil, garlic, olive oil, balsamic vinegar, salt, and pepper. Let sit 15–30 minutes to meld flavors .

Make Balsamic Glaze (Optional): Simmer balsamic vinegar with brown sugar until thickened to a syrupy consistency for drizzling

Assemble: Spoon tomato mixture onto toasted bread, drizzle with balsamic glaze, and sprinkle with cheese if desired. Serve immediately to maintain crispness

Tips for Best Results

Prevent Sogginess: Drain tomatoes well and assemble just before serving

Make Ahead: Tomato mixture can be prepared a few hours in advance; keep bread and glaze separate until serving

Variations: Add roasted peppers, mushrooms, avocado, or different cheeses for creative twists

Serving Suggestions: Serve as an appetizer, with pasta, grilled meats, or as part of an antipasto platter

Storage

Tomato Mixture: Refrigerate up to 2 days

Toasted Bread: Store at room temperature in an airtight container for 2–3 days

Balsamic Glaze: Refrigerate up to 1 month

Assembled Bruschetta: Best consumed immediately; leftovers can be refrigerated for up to 1 day

Balsamico Bruschetta is celebrated for its fresh, vibrant flavors and versatility, making it a perfect summer appetizer or elegant starter for any Italian-inspired meal

Libation of the Month—

by MyBartender



Equipment

[Blender](#)

[Jigger](#)

[Champagne Flutes](#)

[Bar Spoon](#)

[Knife and Cutting Board](#)

Ingredients

Frozen base:

2 cups frozen peaches

4 oz [peach nectar](#)

4 oz prosecco

2 oz peach schnapps

1 oz vodka

1 oz [lemon juice](#)

To finish:

- 4 oz prosecco for topping, 1 oz per glass

- 1 oz Aperol ¼ oz per glass, for float

Instructions

Add frozen peaches, peach nectar, 4 oz prosecco, peach schnapps, vodka, and lemon juice to a blender.

Blend until completely smooth and creamy. For best consistency, place in the fridge for 1–3 hours to allow the mixture to thicken.

If hosting or doubling the recipe, refrigerate overnight. The mixture will firm up and can be scooped into glasses using an ice cream scoop right before serving.

Divide the cocktail evenly between 4 champagne flutes or coupe glasses (about 8 oz each).

Top each glass with 1 oz prosecco.

Gently float ¼ oz Aperol on top of each drink.

Garnish with a fresh or frozen peach slice and a mint sprig.

Serve immediately and enjoy!

Notes

Pro Tips

- o Blend until completely smooth to avoid icy chunks.
- o Freeze peach slices beforehand for extra-cold garnishes.
- o Taste the mixture before chilling and adjust sweetness if needed.

From:

by land or by sea

Cuisine of the United States

Power Squadrons

Tangy Cheese Ball

2	(8-ounce) packages shredded sharp Cheddar cheese	Juice of one lemon
		2 tablespoons sherry
1	(8-ounce) package blue cheese, room temperature	2 tablespoons Worcestershire sauce
1	(8-ounce) package cream cheese, softened	1 medium onion, minced
		Salt and sugar to taste (optional)
		Assorted crackers

Combine Cheddar cheese, blue cheese, cream cheese, juice, sherry, Worcestershire sauce, onion, salt and sugar in a food processor. Process until well blended and smooth. Shape mixture into a ball and refrigerate. Serve with crackers.

Yield: 6 to 8 servings

Keith Williams • Wabash Valley Power Squadron • Indiana

District 6 Events and Schedule

For July 2026 America's Boating Club - Syracuse is planning a BIG WEEKEND

On Friday July 17th, we are reserving tables at the Edgewood Resort for a River Friday Night Group get together and dinner. Happy Hour starts at 5:00pm with dinner at 6:00pm.

Must RSVP for dinner reservations by Friday, July 10th.

Then.....

The very next day will be our Binnacle Island Barbecue

Please RSVP to either myself, Jim Ryder (email: wvryders@yahoo.com) or Jim Scherzi (email: jim@scherzi.com) to reserve your spots at either or both events

District 6 2026 Rendezvous

Dates: Thursday, July 30 – Sunday, August 2, 2026

Location: The Cove at Sylvan Beach, 750 Pioneer Ave, Sylvan Beach, NY 13157

Conference Committee: D/C Michael Acciai, AP; D/Lt/C Bridgett Arieno, JN; P/D/C Rick Hibbs, SN
See full Highlights and agenda attachment to this issue of the SeaChest.

Bon Voyage to Susquenango Sail and Power Squadron
Members Cris and Frank Broderick as they pursue their
dream of cruising the Intercoastal Waterway in 2026-27



Follow their journey on FaceBook
@halara.154919



Summertime stargazing

Summer's a great time for stargazing and getting to know some of the stars and constellations in the night sky, especially when you're out on the water.

Start the summer by learning more about the stars, planets and constellations. To begin, find a comfortable chair or spot, grab a pair of low-powered binoculars, get away from ambient light (open water on a boat is a great option), and start looking up.

First, scan the night sky until you find the Big Dipper. At this time of year, the Big Dipper will be hanging by its handle and the Little Dipper will be standing on its handle.

To locate north, extend a line from the Big Dipper's pointer stars, the two stars at the front of the cup, about 30 degrees to Polaris at the end of the Little Dipper's handle.

Next, note the curvature of the Big Dipper's handle. Follow the handle's arc to brilliant Arcturus in the kite-shaped constellation Boötes, the Herdsman. Arcturus is often directly overhead.

Continuing farther along this arc and slightly to the west brings you to an equally brilliant star, Spica, in the constellation Virgo, the Virgin.

To learn even more about summertime constellations and everything stars, check out the following online resources.

[Windows to the Universe](#): This is a great source for basic astronomy and mythology with information for beginner, intermediate and advanced stargazers of all ages.

[National Aeronautics and Space Administration](#): The NASA website covers everything space, including information about spaceflight and astronomy.

[Stargazing Basics from Sky & Telescope](#): This site is for those just getting started in stargazing as well as more experienced stargazers who want to expand their viewing experience.

[Space.com](#): This site has a variety of information about news, space flights and other space topics.

[U. S. Naval Observatory & Astronomical Applications Department](#): These sites will interest more advanced stargazers; they include rise and set times for the sun and moon, as well as moon phases, eclipses, seasons and other data.



Trouble-free trailering

Whether you plan to trailer your boat to a nearby lake or faraway locale, thorough preparation will ensure a smooth journey for you and your boat.

- Check your trailer tires for surface defects and inflate to the maximum amount stated on the tires.
- Make sure the trailer wheel bearings are water-free and properly greased.
- Lubricate the trailer hitch and ball, and grease the ball.
- Test the trailer lights and connectors.
- Check that boat tie-downs are in place and holding properly.
- Make sure all boat systems are operational.
- Ensure that safety chains are strong enough to support the trailer's tongue weight. When hooking the chains to the hitch, consider using chain hooks with a safety latch rather than an S-hook.
- Make sure the nuts and bolts on the trailer, supports, vehicle hitch, and ball hitch are in place and tight. Over time, the sun's rays will deteriorate locking nuts' nylon inserts and anything bolted or welded can fall off or fail.
- If you trailer only once or twice a year, make a checklist so you won't overlook anything, and re-view your handling and backing skills in an empty parking lot.
- If you're making a long trip, plan it just as you would a long cruise. For example, the length and size of your vehicle and trailer may dictate your stops for fuel, food, and lodging as well as travel time and distance.
- Adjust the tow vehicle's mirrors so you can see the trailer tires as well as other traffic.
- After a few miles, stop and check the wheel bearings for overheating. Check the brakes by feeling the heat they create, but use caution as hot brakes can burn you.
- Check the tires, hitch and tie-downs every time you stop, especially when making a long trip.

–Jerry Le Cocq



TOONS
FOR



JULY



"I can't believe you cleaned up your entire room in five minutes."

IRISH PHILOSOPHY

There are only two things to worry about either you are well or you are sick.

If you are well,
then there is nothing to worry about.

If you are sick,
there are two things to worry about. Either you will get well or you will die.

If you get well,
there is nothing to worry about.

If you die,
there are two things to worry about. Either you will go to heaven or hell.

If you go to heaven,
there is nothing to worry about.

But if you go to hell,
you'll be so damn busy shaking hands with your friends.


You won't have time to **WORRY!!**




MEDICAL SCHOOL GRADUATION GOWNS




"Extra squeeze of cheese?"



Dude—you're out of tinfoil in the bathroom.



"Okay, Pete! Start the pressure nice and easy."




"Hey! I got one! I got one!"



CHELSEA, MS. GREY IS HERE TO PICK UP HER HUSBAND'S REMAINS. I LEFT THEM ON YOUR DESK.




OUR JOB, TIDWELL, IS TO FIND OUT WHAT THESE BONES ARE TRYING TO TELL US!



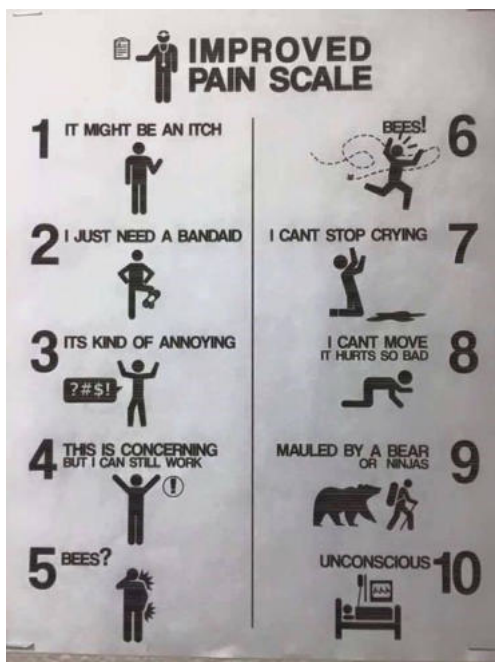
Genetics in action





"This medication works, but one of the long-term side-effects is bankruptcy."



"Well, so much for the unicorns. ... But, from now on, all carnivores will be confined to 'C' deck."

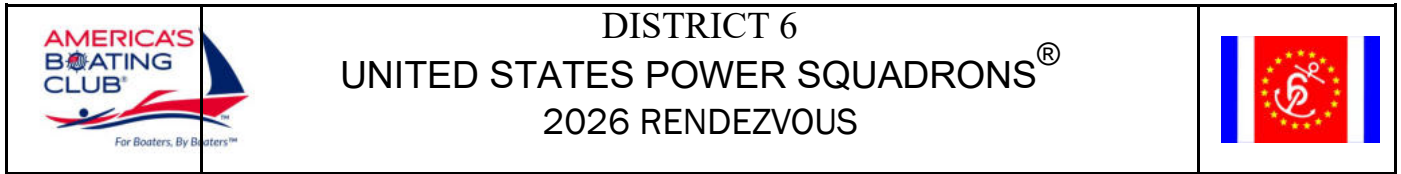


I might wake up early and go running.
I also might wake up and win the lottery.
The odds are about the same.



"The journey of a thousand bad decisions begins with the first one, so let's get started."





2026 RENDEZVOUS HIGHLIGHTS... D/C Michael Acciai, AP

Dates: Thursday, July 30 – Sunday, August 2, 2026

Location: The Cove at Sylvan Beach, 750 Pioneer Ave, Sylvan Beach, NY 13157

Conference Committee: D/C Michael Acciai, AP; D/Lt/C Bridgett Arieno, JN; P/D/C Rick Hibbs, SN

Rendezvous Highlights:

The Cove at Sylvan Beach – Established by Turning Stone Enterprises, The Cove at Sylvan Beach is situated on beautiful Oneida Lake and offers outstanding accommodations at their cottages and apartments available for rent. Each rental comes with a pontoon boat for the exclusive use of the renter for the duration of their stay. The Sylvan Beach Supply Company is the onsite general store that has groceries, deli, restaurant and has water sport rentals to enhance the waterfront living, including kayaks, paddleboards, fishing gear, canoes, and bicycles for those who want to coast through the town rather than the water. The Lake House has a small casino with slot machines and is located at the beach if you want to get sand on your toes. If you have not already reserved a room at The Cove and would like to stay there, please contact Bridgett Arieno at 585-752-6014 as soon as possible.

Thursday Evening Welcome Party – We are planning on meeting at the Cove apartments block 66 – 69. You can have dinner at one of the local restaurants before joining the group or grab a bite to eat from the Sylvan Beach Supply Company. They also have an impressive selection of ice cream! Join us for smores around the fire pit to close out the evening.

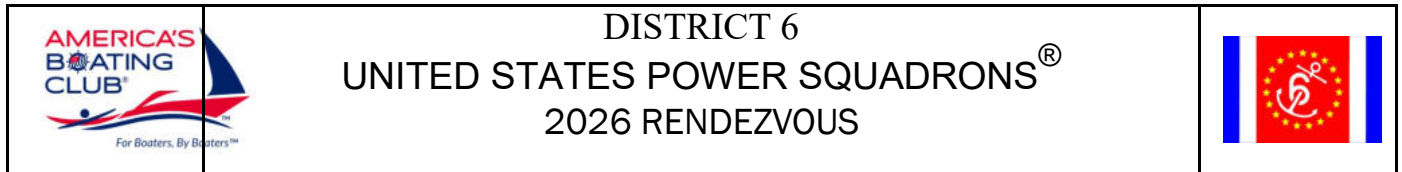
Friday Events – Enjoy a leisurely morning on the deck, on the water or just walking around town. We are planning a raft-up for lunch. There is plenty of room on the pontoon boats or you can join with your own boat. Pre-register for a deli sandwich or bring your own lunch. Friday night dinner on your own at one of the many restaurants in the area.

Saturday Events –Join us mid-morning on Saturday for a tutorial on how to do an On-the-Water Contest. Brush up your piloting skills using a hand bearing compass, a calculator and onboard compass to see how close you come to the correct answer. We will follow this “class” with the On-the-Water Contest in the afternoon. Saturday night will include a group dinner at the Crazy Clam.

Sunday Brunch – Let’s get together for a community brunch on the docks before everyone heads home or on to their next adventure. Bring a dish to pass or pay \$10 per person to contribute to the meal.

Local restaurants:

In addition to the **Sylvan Beach Supply Company**, you can eat at any of the many local restaurants. Just take a walk around town. To name just a few...



The Canal View Cafe, 9 Canal Street, Sylvan Beach, NY 315 762-5623

Located on the waterfront, The Canal View Café has seating inside and on the outside patio, serving pasta, steaks, seafood, sandwiches, local craft beers and wine. Something for everyone! You can also arrive by boat and tie up to the canal wall.

Sylvan Beach Pancake House, 516 Main St. Sylvan Beach, NY 13157 315-761-4303

The historic pancake house is famous in Sylvan Beach and beyond. Visited by many celebrities over the years for their delicious breakfast and lunch features.

The Crazy Clam, 129 Canal Street, Sylvan Beach NY 315-761-2526

The Crazy Clam offers some of the best food, drink, and entertainment that the beach has to offer! With a diverse menu serving the best in steak, freshest seafood, and homemade Italian dishes. Indoor and outdoor seating. The Crazy Clam can also be accessed from the canal wall.

Captain John's Restaurant & Tiki Bar, 1424 Main Street, Sylvan Beach, NY 315-762-9949

With a Key West vibe, Captain John's offers a fun atmosphere, a full bar (with umbrella drinks!) and good food from the land and sea! Indoor and outdoor seating are available. Open for dinner only.

Featured Activities:

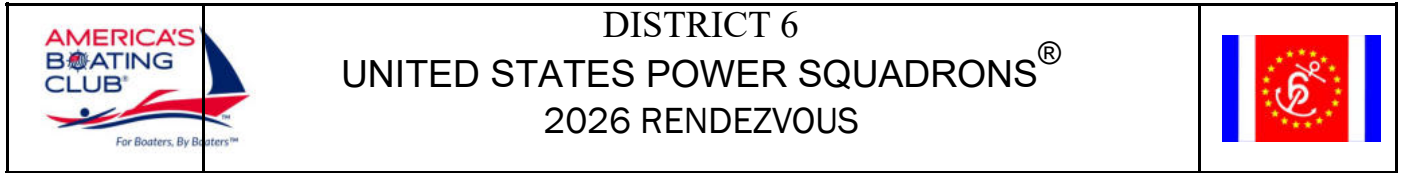
Lunch Raft-up – Sign up for a leisurely day on the water. If the weather is windy and the water is rough, we can always take a tour of the Erie Canal or Fish Creek instead of heading out onto Oneida Lake. Register for a deli lunch or bring your own. We'll get together at the dock to coordinate the raft-up at 11:00 AM on Friday morning.

On-the-Water Contest – Bring your hand-bearing compass, binoculars, calculator, pen and paper along with your piloting skills to participate in the contest. A tutorial will be held at the Hibbs/Arieno apartment from 9:00 AM – 11:00 AM on Saturday. Contesting will begin at noon. The contest is expected to take about 2 – 3 hours to complete. Teams should consist of a helmsman, timekeeper, bearing taker, calculator genius (lives at 60D =ST!). An observer from the contesting committee will be a non-participating ride along. Take on more passengers to enjoy the fun and learn how to do contesting. If you don't have the equipment, a limited number of items will be available to borrow. District Commander Michael Acciai is looking for each squadron to have a team to compete for the new Steve Heffron award and bragging rights, of course.

Note: For those coming by boat, please contact the local marinas for dock pricing and availability. Options include Snug Harbor and Marion Marina. On a first come, first served basis, there is free docking on the canal wall, however, they discourage overnight stays.

All D/6 squadron commanders, squadron bridge officers, members and their guests are invited to our 2026 Rendezvous.

On behalf of the entire D/6 Bridge and Rendezvous committee, welcome to the 2026 Rendezvous!



The Cove at Sylvan Beach
750 Pioneer Ave.
Sylvan Beach, NY 13157
Thursday, July 30 – August 2, 2026

THURSDAY (Come as you are):

6:00 – 10:00 PM **Welcome Party** (The Cove Cottage 65/Apartment block 66 – 69)

FRIDAY (Boating/Casual attire):

11:00 AM – 2:00 PM **Luncheon Raft-up** (Meet dockside)

Dinner on your own at a local restaurant of your choice

SATURDAY: (Day Boating attire; Evening Casual attire):

9:00 AM – 11:00 AM **On-the-Water Contesting Tutorial** (Cottage 65)

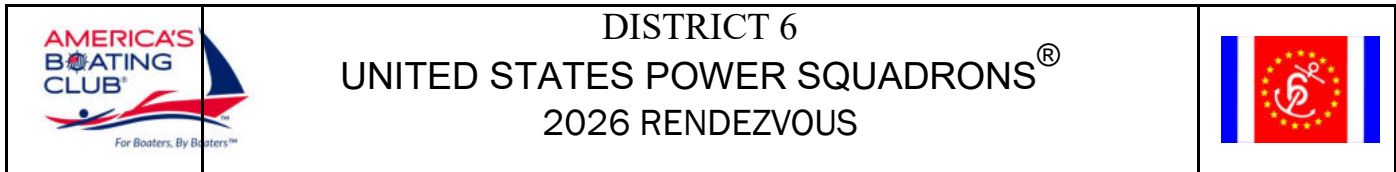
Noon – 3:00 PM **On-the-Water Contest** (Meet dockside)

5:00 – 6:00 PM **Cocktail Hour** (Cottage 65)

6:30 – 8:30 PM **Group Dinner** (Crazy Clam)

SUNDAY MORNING (Casual Attire):

10:00 AM – Noon **Community Brunch** (Dockside)





Raft-up / Deli Lunch
Friday, July 31, 2026

6-inch subs \$12:

Turkey with American Cheese, Lettuce and Tomatoes
Assorted Italian with Provolone Cheese, Lettuce and Tomatoes
Roast Beef with Cheddar Cheese, Lettuce and Tomatoes
Tuna Salad with Swiss Cheese, Lettuce and Tomatoes

Available condiments include mayonnaise, mustard, sandwich oil, onions, and banana peppers.
Add what you like to your sub to make it your way!

Lunch includes an assortment of chips and bottled water.

 <p style="font-size: small;">For Boaters, By Boaters™</p>	<p>DISTRICT 6 UNITED STATES POWER SQUADRONS® 2026 RENDEZVOUS</p>	
---------------------------------------------------------------------------------------------------------------------------------------------	-------------------------------------------------------------------------------------------------	-------------------------------------------------------------------------------------

Thursday, July 30 – Sunday, August 2, 2026
RESERVATION FORM

Name (1): _____ Rank _____ Grade _____
 Name (2) _____ Rank _____ Grade _____
 Address: _____
 Phone: _____ Squadron: _____
 District: _____ Email: _____
 # Attending: Thursday: _____ Friday: _____ Saturday: _____ Sunday: _____

Deli Lunch: Turkey ___ Italian ___ Roast Beef ___ Tuna ___ x \$12 = _____
 Community Brunch with dish to pass _____ or donation ___ x \$10 = _____
 Total \$ _____

Saturday night group dinner (separate checks, order off the menu) # attending _____

PLEASE COMPLETE YOUR REGISTRATION BY JULY 14, 2026

PLEASE MAKE CHECKS PAYABLE TO USPS D6 AND SEND TO

D/1ST/Lt Bridgett Arieno, JN
 139 Shore Dr., Rochester, NY, 14622

barieno@yahoo.com

585-752-6014

SUSQUENANGO SAIL & POWER SQUADRON
C/O Michael Acciai
3801 Country Club Road
Endwell, NY 13760-2510